

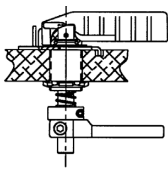
Explosionproof Circuit Breaker Enclosures

BREAKERS

- Circuit breakers are thermal magnetic type and are available in frame sizes ranging from 15 to 800 amperes
- Also available as non-automatic circuit interrupters, without automatic overload trip elements for load switching and isolation.
- Short circuit and overload protection must be provided by separate protection device
- Breakers available for magnetic trip only
- Can be set up for GE, Cutler-Hammer (EATON), Square-D and ITE (Siemens) brand circuit breakers. Consult factory for other brands
- Holes for Cutler-Hammer circuit breakers are drilled directly into back wall
- Breakers also available for magnetic trip only

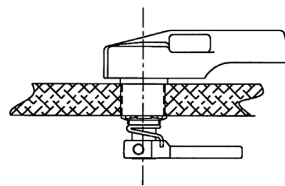
ENCLOSURES

- Offer sufficient space for wire bending and ease of installation and maintenance
- Enclosures are copper-free cast aluminum (¾% of 1%)
- XCBC and larger units are furnished with hinges
- Covers are removable for clear access to breakers
- For XCBA and XCBB units, hinge and mounting pan are optional
- Front mounted circuit breaker handle is padlockable in either “on” or “off” position
- Furnished with Stainless Steel captive cover bolts



XBO STYLE

spring loaded, compact adjustable design, ease of assembly and less expensive. Standard 3/4 - 14 NPSM opening required for installation.



STANDARD XCBH STYLE

“Classic”, larger handle. Special 1" - 1 1/2" NPSM opening required for installation.

CERTIFICATIONS

Class I, Div. 1, Groups B, C, D*

CSA C22.2 No. 25 & 30

Class II, Groups E, F, G

Class III

NEMA Type 4 (w/N4 suffix)

NEMA Type 4X (w/SS cover bolts)

UL 1203

UL50



* Group B available without N4 option

Explosionproof Circuit Breaker Enclosures

MOLDED CASE CIRCUIT BREAKER ENCLOSURES (BREAKER INCLUDED)			
BREAKER FRAME SIZE	VOLTS	AMP RATING	CATALOG NO. 3 POLE NON-INTERCHANGEABLE
100/150	480 VOLT AC 250 VOLT DC	15	XCBA-N4-15E43*
		20	XCBA-N4-20E43*
		30	XCBA-N4-30E43*
		40	XCBA-N4-40E43*
		50	XCBA-N4-50E43*
		60	XCBA-N4-60E43*
		70	XCBA-N4-70E43*
		80	XCBB-N4-80E43*
		90	XCBB-N4-90E43*
		100	XCBB-N4-100E43*
		110	XCBB-N4-110E43*
		125	XCBB-N4-125E43*
		150	XCBB-N4-150E43*
100/150	600 VOLT AC 250 VOLT DC	15	XCBA-N4-15E63*
		20	XCBA-N4-20E63*
		30	XCBA-N4-30E63*
		40	XCBA-N4-40E63*
		50	XCBA-N4-50E63*
		60	XCBA-N4-60E63*
		70	XCBA-N4-70E63*
		80	XCBB-N4-80E63*
		90	XCBB-N4-90E63*
		100	XCBB-N4-100E63*
		110	XCBB-N4-110E63*
		125	XCBB-N4-125E63*
		150	XCBB-N4-150E63*
225/250	600 VOLT AC 250 VOLT DC	70	XCBC-N4-70JN3*
		90	XCBC-N4-90JN3*
		100	XCBC-N4-100JN3*
		125	XCBC-N4-125JN3*
		150	XCBC-N4-150JN3*

ATEX Certification Available - Consult factory

***CUSTOMER MUST SPECIFY CIRCUIT BREAKER BRAND SUFFIX:**

W-Cutler-Hammer (EATON) G-General Electric S-Square-D T-I.T.E. (Siemens)

Explosionproof Circuit Breaker Enclosures

MOLDED CASE CIRCUIT BREAKER ENCLOSURES (BREAKER INCLUDED)			
BREAKER FRAME SIZE	VOLTS	AMP RATING	CATALOG NO. 3 POLE NON-INTERCHANGEABLE
400	600 VOLT AC 250 VOLT DC	100	XCBD-N4-100KN3*
		125	XCBD-N4-125KN3*
		150	XCBD-N4-150KN3*
		175	XCBD-N4-175KN3*
		250	XCBE-N4-250KN3*
600	600 VOLT AC 250 VOLT DC	250	XCBE-N4-250L13*
		300	XCBE-N4-300L13*
		350	XCBE-N4-350L13*
		400	XCBE-N4-400L13*

ATEX Certification Available - Consult factory

NOTE For Interchangeable Trip substitute an "I" for "N" in the Catalog Number. (Example: XCBC-N4-70J12)

***CUSTOMER MUST SPECIFY CIRCUIT BREAKER BRAND SUFFIX:**

W-Cutler-Hammer (EATON) G-General Electric S-Square-D T-I.T.E. (Siemens)

Explosionproof Disconnect Enclosures

FUSIBLE DISCONNECT SWITCHES			
HORSEPOWER RATING AT 480 VOLTS	HORSEPOWER RATING AT 600 VOLTS	AMP RATING	CATALOG NO. 3 POLE
20	20	30	XCBA-N4-30DF3W
40	50	60	XCBA-N4-60DF3W
75	75	100	XCBB-N4-100DF3W
125	150	200	XCBK-N4-200DF3W

NON-FUSED DISCONNECT SWITCHES			
HORSEPOWER RATING AT 480 VOLTS	HORSEPOWER RATING AT 600 VOLTS	AMP RATING	CATALOG NO. 3 POLE
20	20	30	XCBA-N4-30DN3W
40	50	60	XCBA-N4-60DN3W
75	75	100	XCBB-N4-100DN3W
125	150	200	XCBK-N4-200DN3G

NOTE Mounting pans drilled for class "J" fuses

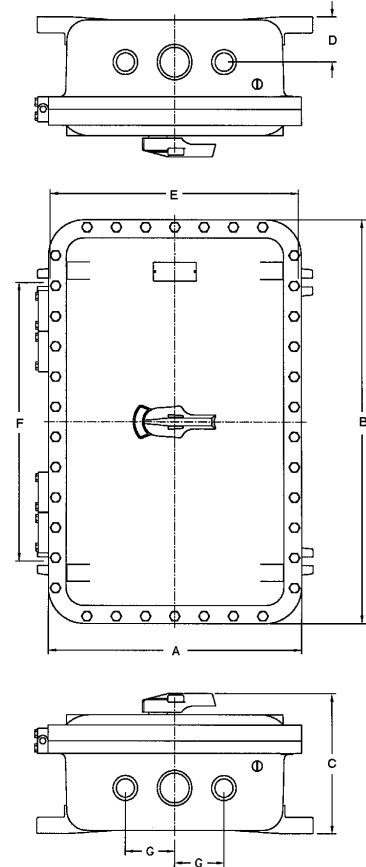
Explosionproof Circuit Breaker Enclosures

CIRCUIT BREAKER ENCLOSURE ONLY

BREAKER FRAME SIZE	TRIP RANGE	ENCLOSURE
100	15-70	XCBA-N4
100/150	80-150	XCBB-N4
225/250	70-250	XCBC-N4
400	100-225	XCBD-N4
600	250-400	XCBE-N4
800	400-800	XCBF-N4

FUSIBLE DISCONNECT SWITCHES

Description	Suffix	Available On		Universal Enclosure Only
		Circuit Breaker	Disconnect Switch	
Auxiliary Switch 1A and 1B Contacts	AS1	•	•	
Auxiliary Switch 2A and 2B Contacts	AS2	•	•	
Bell Alarm (Specify No. of Contacts)	BA	•		
Breather/Drain - installed in bottom	E	•	•	•
Breather and Drain installed	EE	•	•	•
High Interrupting Capacity Breaker	HI	•		
Epoxy Coating (External), (Specify Color)	LI	•	•	•
Epoxy Coating (Internal and External), (Specify Color)	L2	•	•	•
Substitute MCP for Breaker	M	•		
Phenolic Nameplate (Specify Legend)	NP	•	•	•
Shunt Trip (Specify Voltage Rating)	ST	•		
Undervoltage Release (Specify Voltage Rating)	UV	•		
Other / Special	Z	•	•	

**DATA DIMENSIONS**

CATALOG #	INSIDE NOM. DIM.			OVERALL DIM.			MTNG LUG CL TO CL		MTG. BOLT SIZE	CONDUIT DIMENSION		CONDUIT # HOLES		SHIP WEIGHT LBS
	W	L	D	A	B	C	E	F		D	G			
XCBA-N4	6	11	5	9 ¼	14 ¼	9	9 ⅛	7 ½	7/16	2 ½	—	1 ¼	1	28
XCBB-N4	6	13	5	9 ¼	16 ¼	9	9 ⅛	9 ½	3/8	2 ½	—	2	1	31
XCBC-N4	7	18	5	10 ¾	21 ⅝	9	9 ¾	14 ½	3/8	2 ¾	—	2 ½	1	47
XCBD-N4	12	20	5	16 ¼	24 ¼	10	15 ¾	14 ¾	½	3 ¼	—	2 ½	1	108
XCBE-N4	12	24	6	16 ¼	28 ¼	11	15 ¾	18 ¾	½	3 ⅝	2 ⅞	3	2	131
XCBF-N4	12	36	8	16 ¼	40 ¼	13 ½	15 ¾	29	5/8	4 ½	3 ⅝	4	2	237

ATEX Certification Available - Consult factory

NOTE All enclosures have 1/2" NPT top and bottom for breather drain.

SEND ORDERS TO ORDERS@ADALET.COMT: 216.267.9000 | F: 216.267.1681 | info@adalet.com

©Adalet